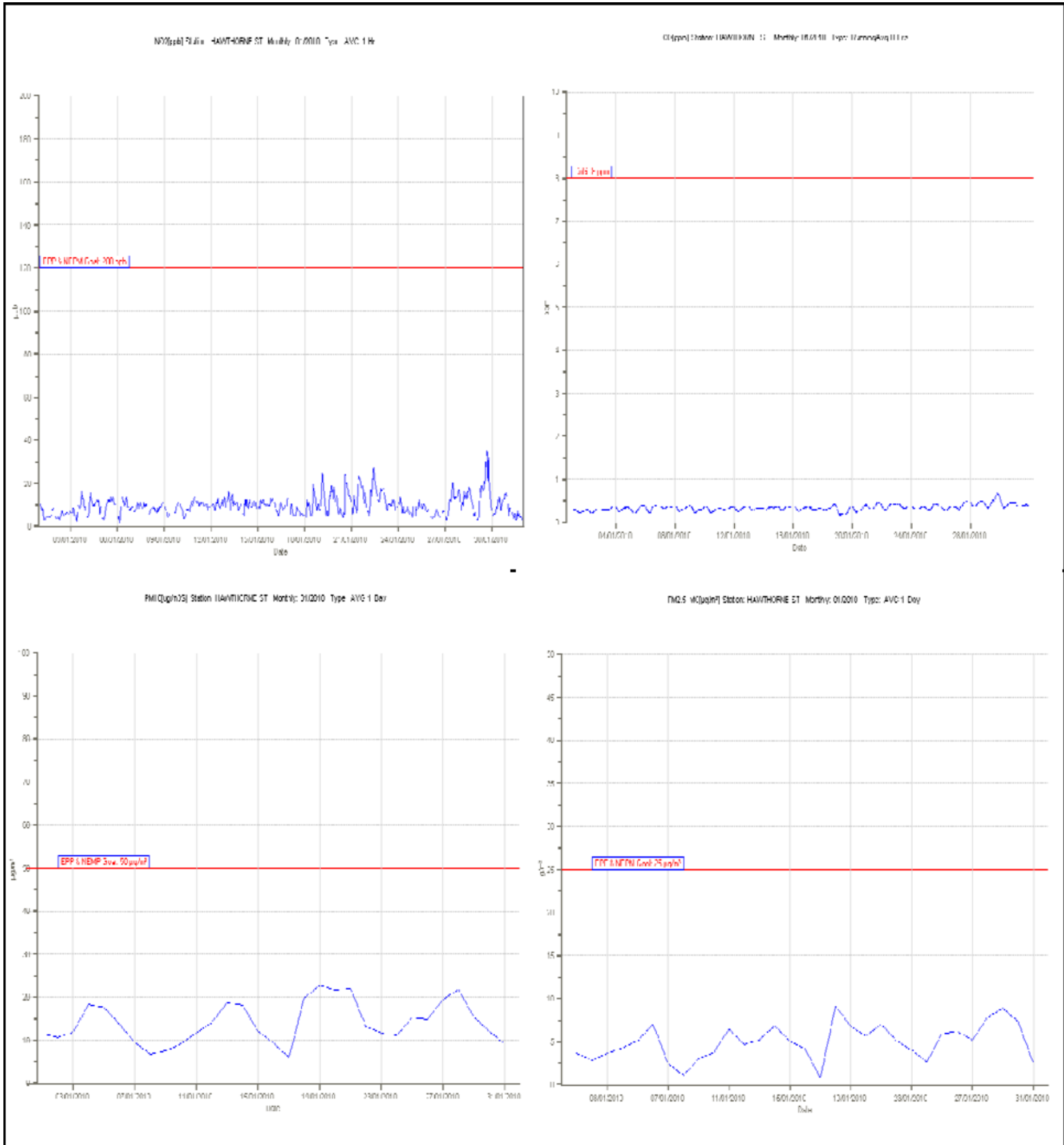


Ambient Air Quality Monitoring Data Report – January 2010



1. Hawthorne St (Southern Low Level) - Maximum Values for January 2010

Parameter	Goal	Averaging Period	Maximum value	Wind Direction	Date	Time
NO2	120 ppb	1 hour	35.0 ppb	209°	29/01/2010	17:00
CO	8 ppm	8 hours	0.671 ppm	171°	29/01/2010	20:10
PM2.5	25 µg/m³	24 hours	9.2 µg/m³	183°	18/01/2010	n.a
PM10	50 µg/m³	24 hours	22.9 µg/m³	183°	19/12/2010	n.a



Notes: Exceedances - Nil

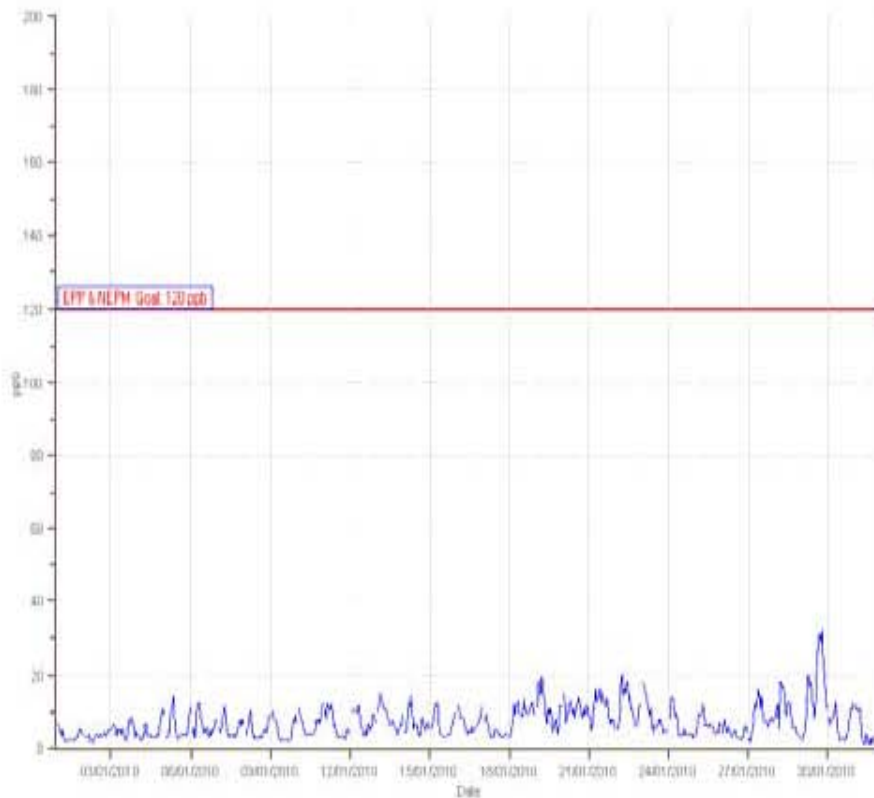
Ambient Air Quality Monitoring Data Report – January 2010



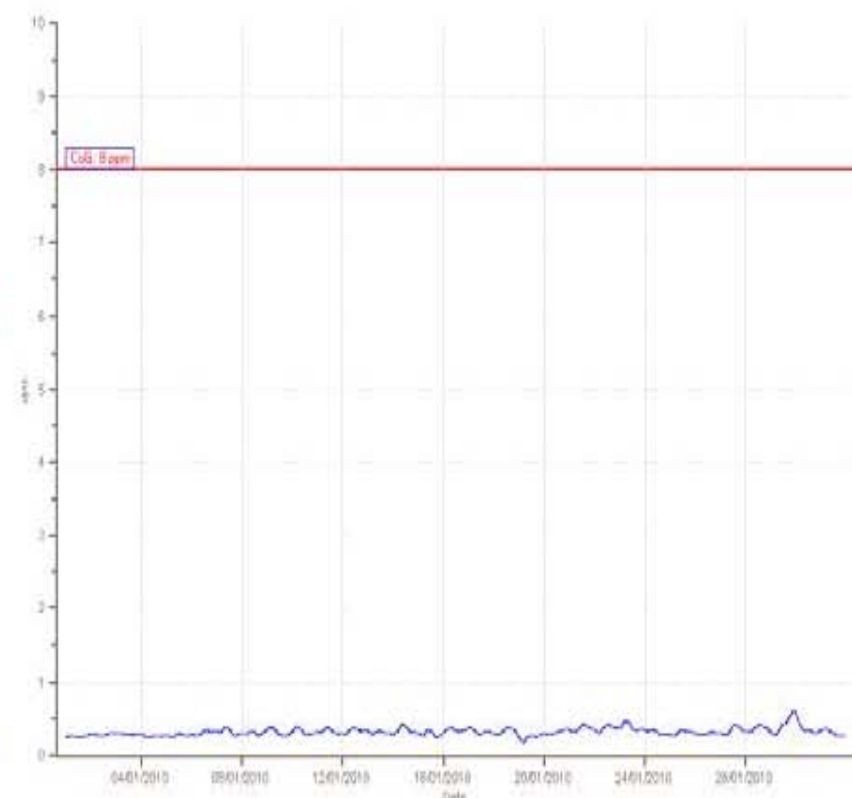
2. Landcentre (Southern High Level) – Maximum Values for January 2010

Parameter	Goal	Averaging Period	Maximum value	Wind Direction	Date	Time
NO2	120 ppb	1 hour	32.0 ppb	244°	29/01/2010	19:00
CO	8 ppm	8 hours	0.615 ppm	171°	29/01/2010	22:00
PM2.5	25 µg/m ³	24 hours	10.4 µg/m ³	156°	27/01/2010	n.a
PM10	50 µg/m ³	24 hours	15.8 µg/m ³	132°	13/01/2010	n.a

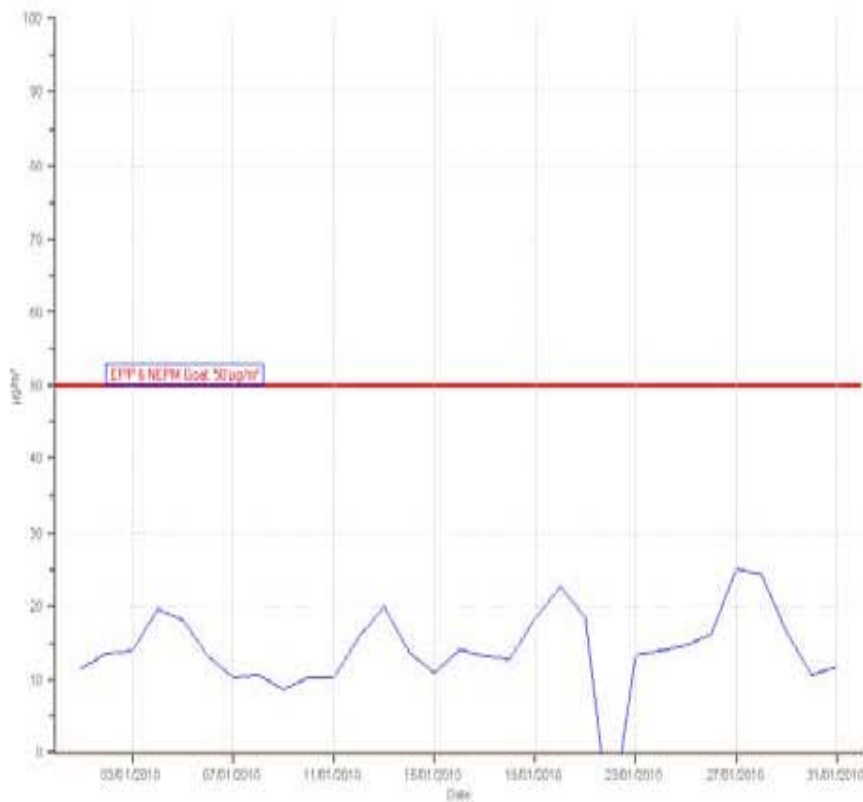
NO2[ppb] Station: LANDCENTRE Monthly: 01/2010 Type: AVG 1 Hr



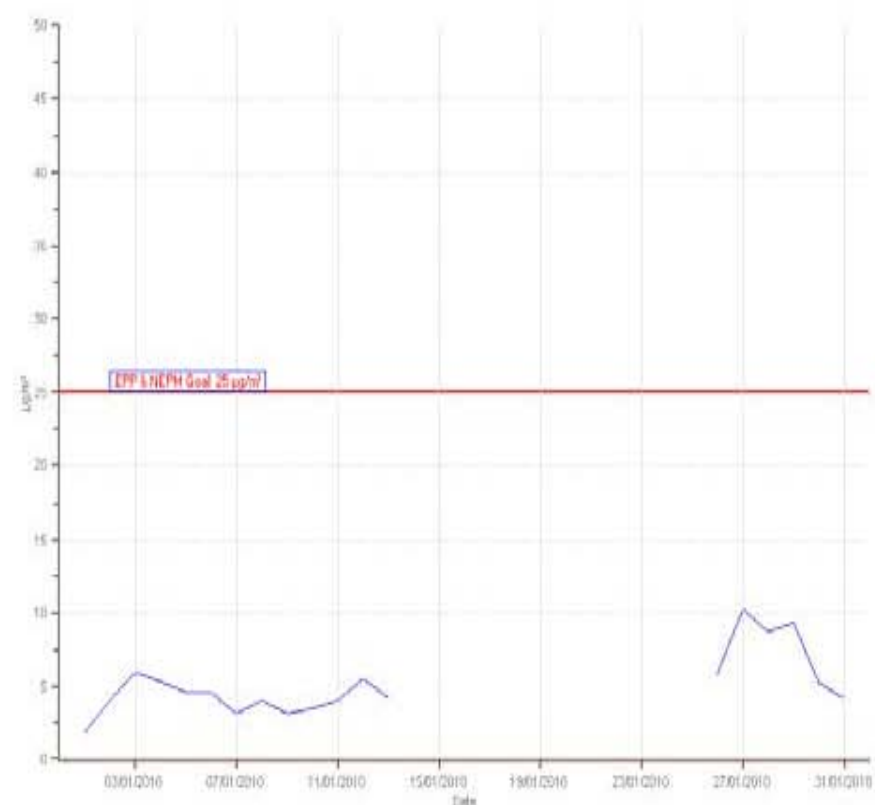
CO[ppm] Station: LANDCENTRE Monthly: 01/2010 Type: RunningAvg 8 Hrs



PM10[ug/m3] Station: LANDCENTRE Monthly: 01/2010 Type: AVG 1 Day



PM2.5[ug/m3] Station: LANDCENTRE Monthly: 01/2010 Type: AVG 1 Day



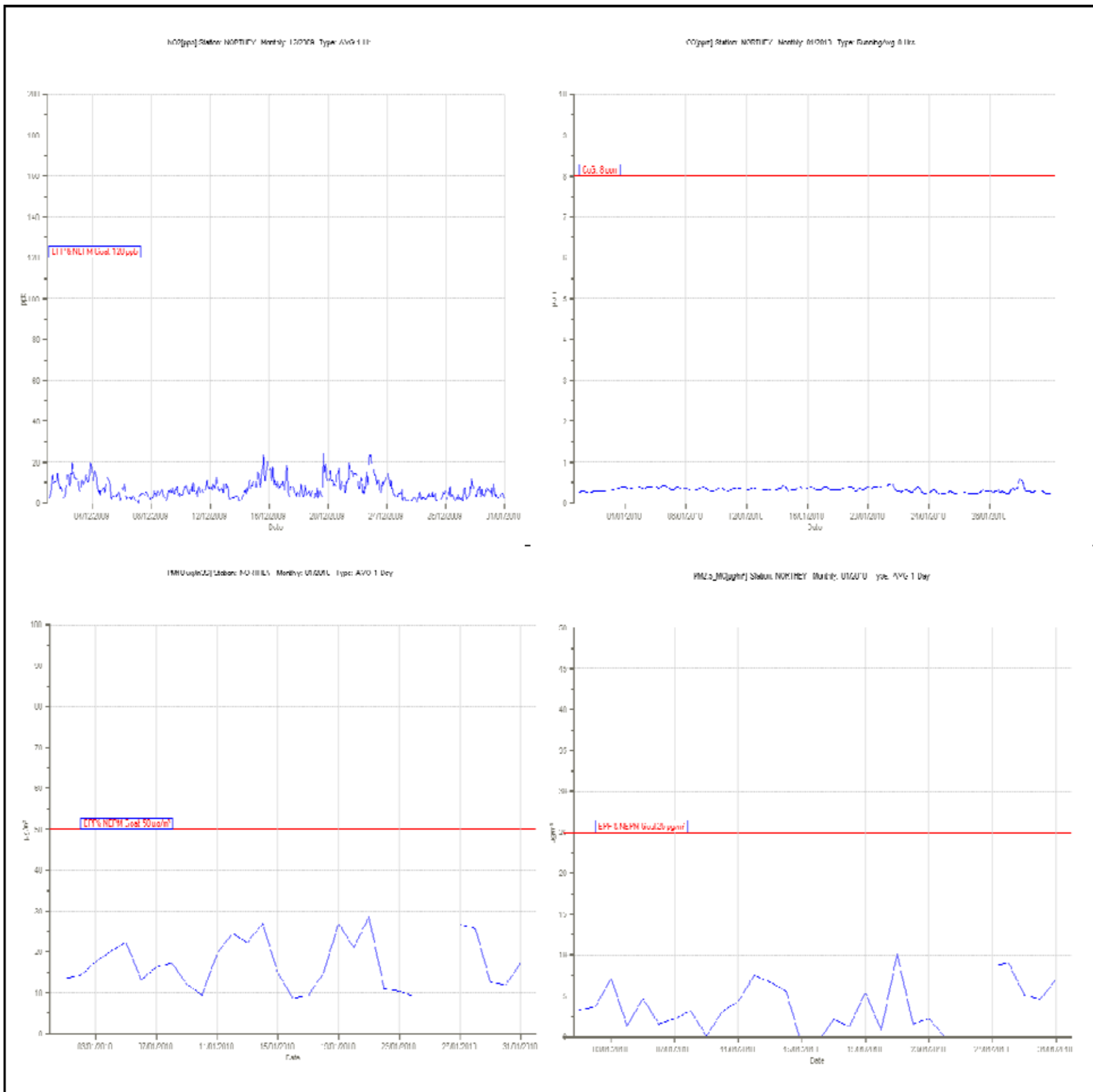
Notes: Exceedances - Nil

Ambient Air Quality Monitoring Data Report – January 2010



3. Northey St (Northern Low Level)– Maximum Values for January 2010

Parameter	Goal	Averaging Period	Maximum value	Wind Direction	Date	Time
NO2	120 ppb	1 hour	32.1 ppb	98°	03/01/2010	16:00
CO	8 ppm	8 hours	0.599 ppm	234°	29/01/2010	23:20
PM2.5	25 µg/m ³	24 hours	10.1 µg/m ³	152°	21/01/2010	n.a
PM10	50 µg/m ³	24 hours	28.7 µg/m ³	152°	21/01/2010	n.a



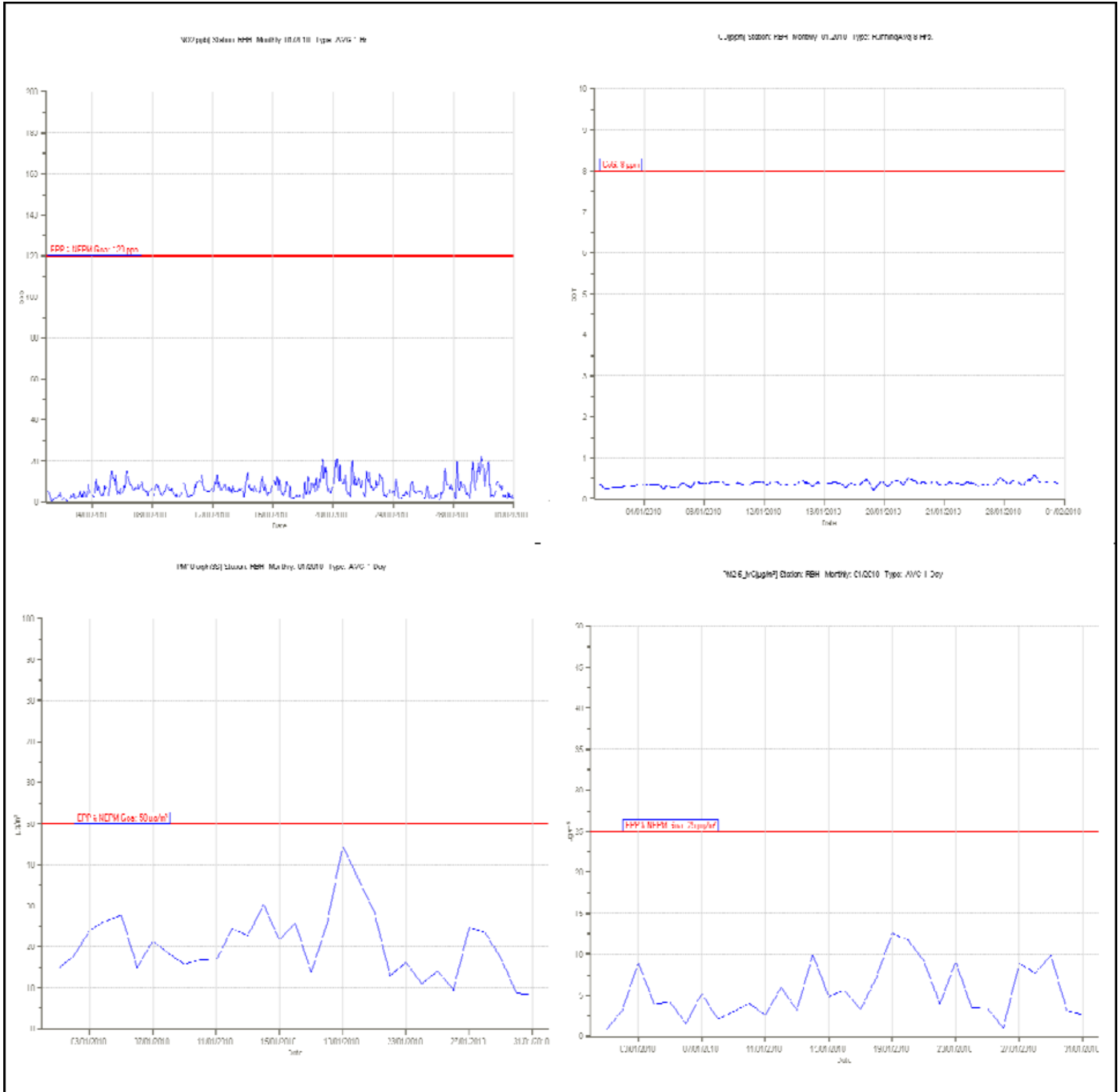
Notes: Exceedances - Nil

Ambient Air Quality Monitoring Data Report – January 2010



Royal Brisbane Hospital (Northern High Level) – Maximum Values for December 2009

Parameter	Goal	Averaging Period	Maximum value	Wind Direction	Date	Time
NO2	120 ppb	1 hour	35.0 ppb	209°	29/01/2010	17:00
CO	8 ppm	8 hours	0.671 ppm	171°	29/01/2010	20:10
PM2.5	25 µg/m³	24 hours	9.2 µg/m³	183°	18/01/2010	n.a
PM10	50 µg/m³	24 hours	22.9 µg/m³	183°	19/12/2009	n.a



Notes: Exceedances - Nil